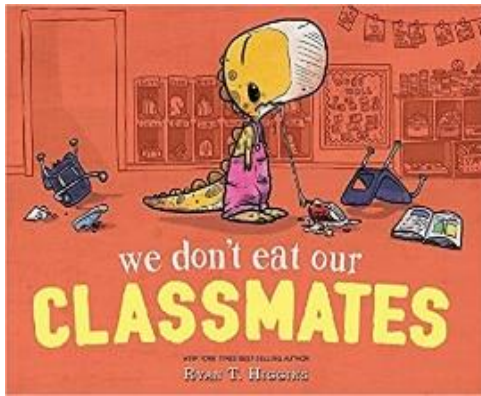


# HELLO EDUCATORS!



On behalf of the Words Alive family, I'd like to welcome you back to another fun filled year of reading! We all felt the turbulence of the unprecedented time and we commend you for your grace and commitment to our scholars. We are excited to get back in the classrooms because, like you we understand the life-changing power of reading. Our longtime collaboration with teachers has helped us advance the mission to make reading matter for young people and families! Thank you for keeping this tradition alive!

## PLAN

We understand that improving access to books and learning at home continues to help kids fall in love with reading. Thanks to a generous grant from **The San Diego County Employees Charitable Organization (CECO)** we are kicking this program season off with a giveaway! Your students will receive copies of the title, *We Don't Eat Our Classmates*, written by Ryan T. Higgins. In line with this year's program theme of resilience and repair, the story follows a nervous dinosaur named Penelope during their first day of school. After eating their classmates, Penelope learns that they will need to repair their relationship with their new friends.

Our vision is to provide students with materials that will help deepen the connection they have to books after the Words Alive reader leave the classroom. Your assigned volunteer will read this story aloud to your class. Then you get to extend the fun by helping your students create their puppet retelling tool! With this, students have the opportunity bring the book to life with their families by using their new puppet retelling tool at home!

## IN YOUR BOX YOU'LL FIND:

- 30 copies of the book (one for each student and one for you to keep in the class library. If you have extra copies, please share it with other educators)
- A sheet of label for students to add to their book and write their name
- Penelope and Walter puppet template
- 2 wooden clothespins
- Family guide (English)

Find the guide in other languages here: [www.wordsalive.org/wedonteatourclassmates](http://www.wordsalive.org/wedonteatourclassmates)

Additional classroom materials needed to complete the craft:

- Scissors
- Crayons
- Glue

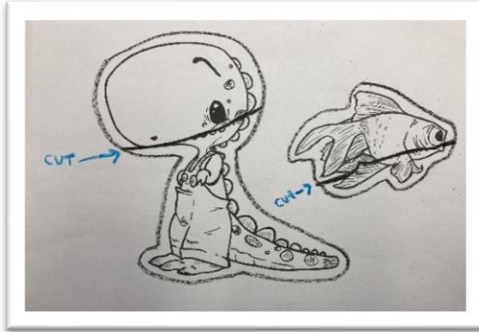
## MESSAGE TO FAMILIES

Encourage families to use the retelling tool at home but sending this message via the school messaging system (ex: ClassDojo)


Message: Hello families! Today during story time our Words Alive reader shared a story about a dinosaur named Penelope! Each student received a new copy of the book to take home then we created a new craft together! Continue

the fun at home and encourage your child to retell the story using their new Penelope puppet retelling tool! Use the provided family guide for additional ideas!


## Instructions: Help students build their puppets!



Color Penelope and Walter then cut along outline of each character



Cut along the line to separate the top and bottom half of each character's mouth.



Glue top half of character on the top half of the clothespin. Match bottom half to top and glue the bottom half on to lower clothespin.



Play with your puppets! Act out the story for a younger sibling or loved one. What does your dinosaur sound like?